

## How to Share Links for Digital Journey of Faith and Jornada de Fe

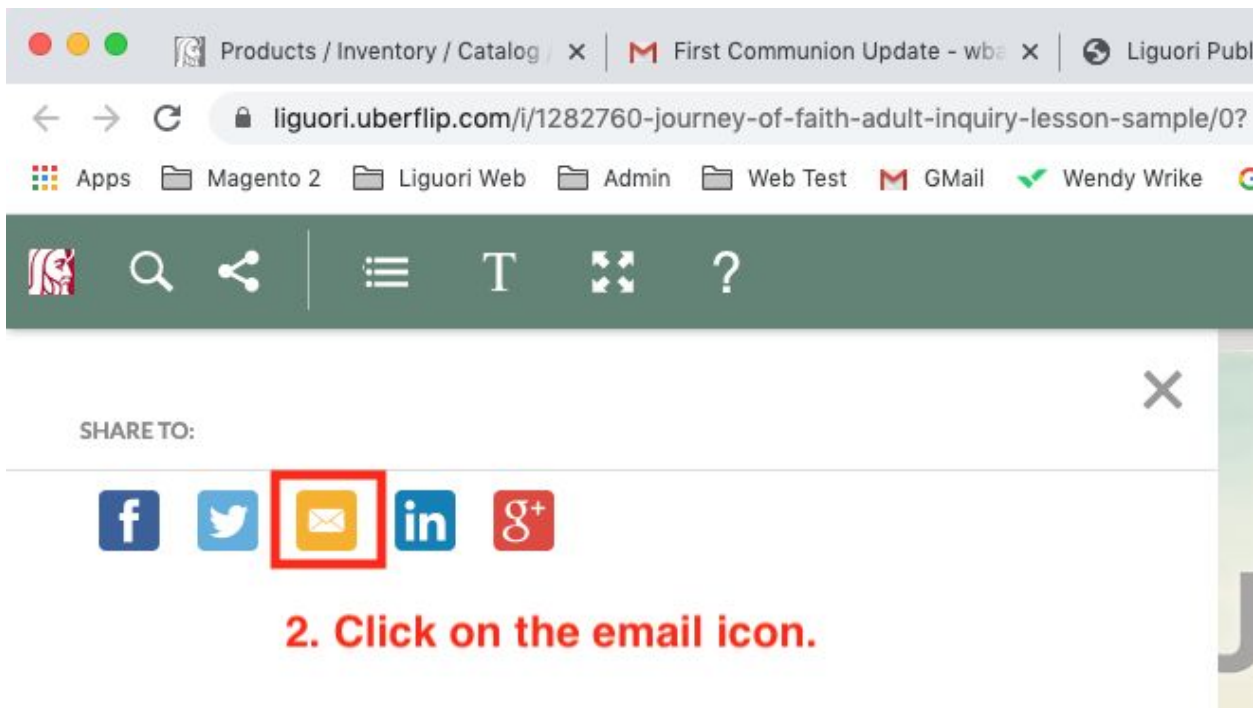
1. Set up an account at [subscriptions.liguori.org](http://subscriptions.liguori.org) with an email address and password.
2. Purchase the subscription that you want. A credit card is required for the purchase of all digital subscriptions.
3. Go to your account dashboard and click on the image associated with the subscription that you purchased.
4. After you click on the image, you'll be taken to the page with your digital flipbooks.

How to share *Journey of Faith* and *Jornada de Fe* digital lessons:

With your digital flipbook open, click on the "Sharing" tool:



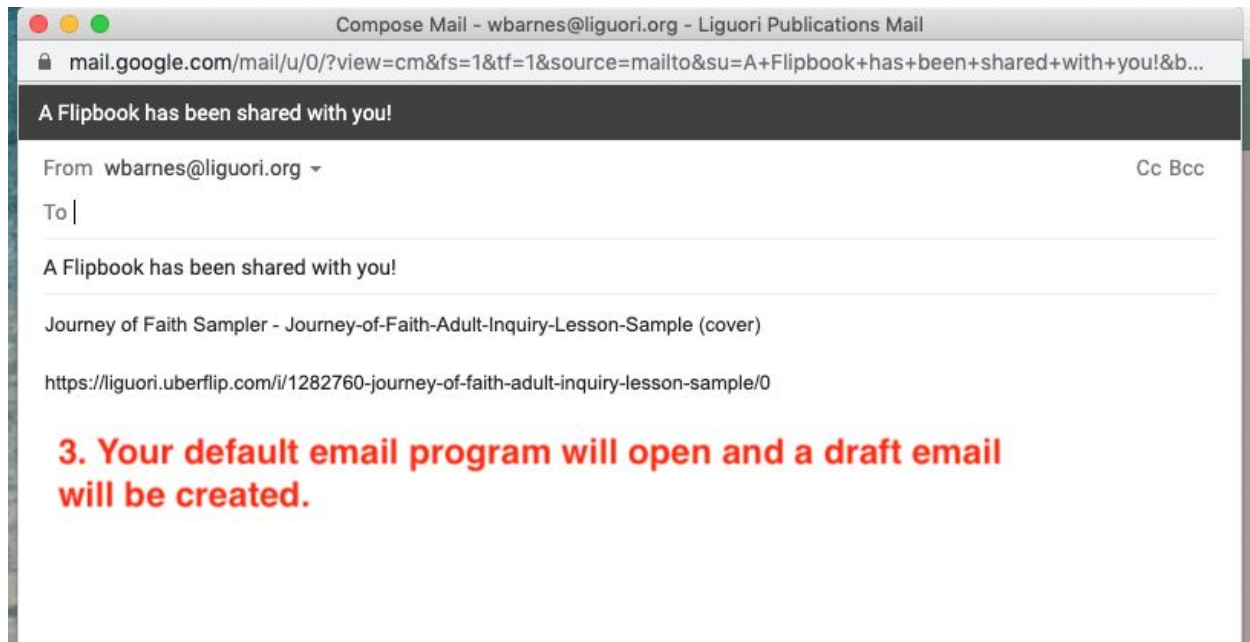
After you click on the "Sharing" tool, a new window will open:



## How to Share Links for Digital Journey of Faith and Jornada de Fe

Go ahead and click on the email icon.

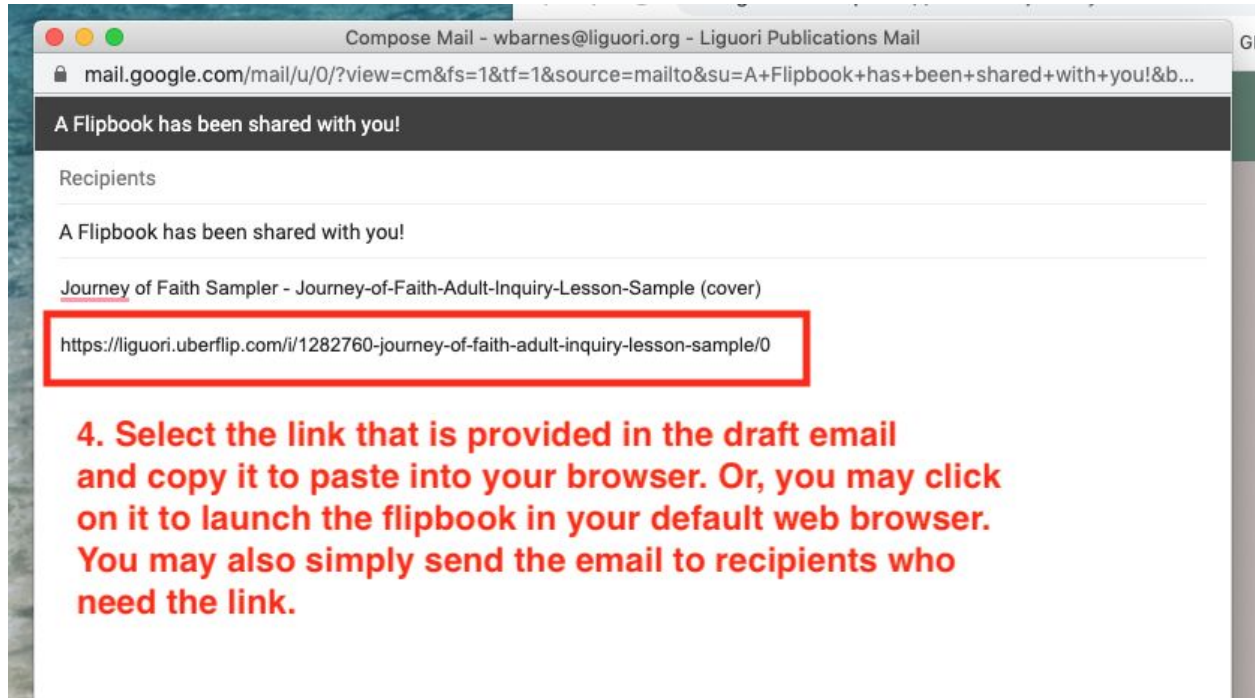
After you click on the email icon, your default email program will open and a draft email will be created with information in the body and a link to the digital flipbook that you want to share:



You will be able to select and copy the link in the body of the draft email.

Once you select and copy the link, you can paste it into the web browser of your preference and you will have access to your Flipbook. This will be useful if you are using video conferencing such as Zoom and wish to do a “screen share”.

## How to Share Links for Digital Journey of Faith and Jornada de Fe



You may also simply add recipients to the draft email and they will have access to the link. Just add the recipients and click "Send" as you would do for any other email.

We offer technical assistance with your account or the ability to access your digital products.

We do not provide technical support for Zoom, Hangouts, Skype or any other video conferencing software.

We do not provide support for managing your personal computer, operating systems, programs, or applications.